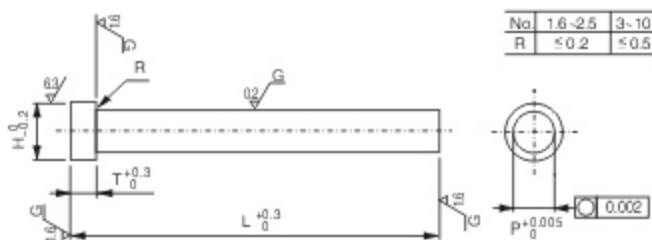


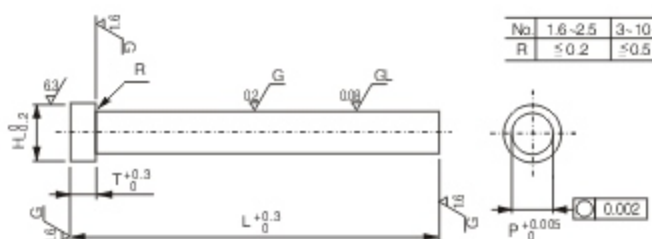
Tungsten Carbide Straight Punch



Type: JS21 & JS22



Type: JS23 & JS24
(INCL. POLISHING)



Type: JS21 ~ JS24

Material: JS21 & JS23 - V30 - KG7 - Metal Forming Tool Steel
JS22 & JS24 - WF20 - K20 - Submicron Steel

Hardness: JS21 & JS23 - HRA88~89 Through Sintering
JS22 & JS24 - HRA90~92 Through Sintering

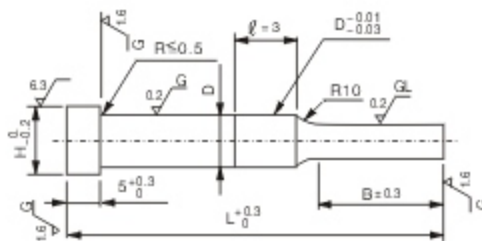
L									0.001mm Increment	H	T
20	25	30	35	40	50	60	70	Ⓐ			
									min.P max.		
●	●	●							1.000~1.600	2.6	3
●	●	●	●						1.600~2.000	3.0	
●	●	●	●	●	●				2.000~2.500	3.5	
				●	●	●			2.000~3.000	5	5
				●	●	●	●		3.000~4.000	7	
				●	●	●	●		4.000~5.000	8	
				●	●	●	●		5.000~6.000	9	
				●	●	●	●	●	6.000~8.000	11	
				●	●	●	●	●	8.000~10.000	13	

Order Example: - -
 - -

■ Customize are also available

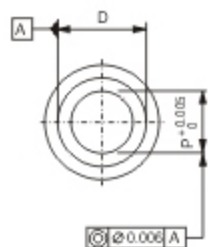


Type: JS 25=Dm5
JS 26=D(0,+0.005)

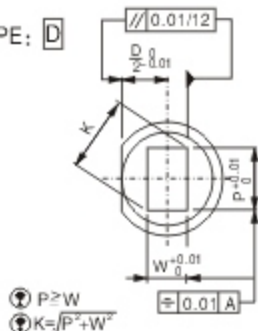


REMARK: Front length (B) L>S

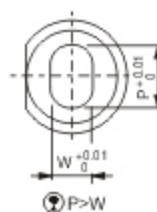
SHAPE: (A)



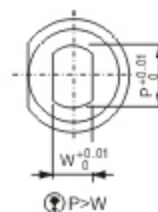
SHAPE: (D)



SHAPE: (E)



SHAPE: (G)



Type: JS25 & JS26

Material: V30 - KG7 - Metal Forming Tool Steel
Hardness: HRA 88~89 Through Sintering

Shape	B	D	L					0.001mm Increment		B	H		
			40	50	60	70	80	(A)	(D) (E) (G)				
								min.P	max. P-Kmax. P-Wmin.				
(A)	S	3	●	●	●			1.000~2.990	-	-	8	5	
		4	●	●	●	●		1.000~3.990	3.97	1.50	7	7	
		5	●	●	●	●		2.000~4.990	4.97	2.00	8	8	
		6	●	●	●	●		2.000~5.990	5.97	2.50	9	9	
		8	●	●	●	●	●		3.000~7.990	7.97	3.00	13	11
(D)		10	●	●	●	●	●	3.000~9.990	9.97	4.00	13	13	
		16	●	●	●	●	●	10.000~15.990	15.97	6.00	19	19	
(E)	L	3		●	●			1.000~2.990	-	-	13	5	
		4		●	●	●		1.000~3.990	3.97	2.00	7	7	
		5		●	●	●		2.000~4.990	4.97	2.00	8	8	
		6		●	●	●		2.000~5.990	5.97	2.00	9	9	
		8		●	●	●	●		3.000~7.990	7.97	2.50	19	11
		10		●	●	●	●	●	3.000~9.990	9.97	2.50	13	13
		13		●	●	●	●	●	6.000~12.990	12.97	3.00	16	16
		16		●	●	●	●	●	10.000~15.990	15.97	4.00	25	19

⊕ When L(40) → B=8 Front length all has to be 8mm.

⊕ When (A): P>D-0.03 → l=0, P>D-0.03, "D" Cannot reach (-0.01,-0.03).

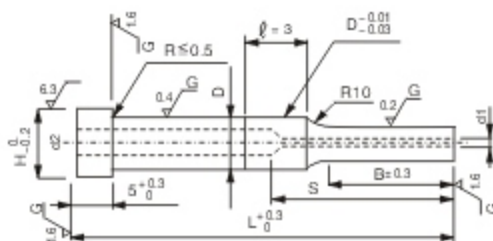
⊕ When (D)(E)(G): P K>D-0.05 → l=0 P K>D-0.05, "D" Cannot reach (-0.01,-0.03).

Order Example: Type - SHAPE - B - D - L - P - W
JS25 - D - S - 6 - 50 - 3 - 2

■ Customize are also available

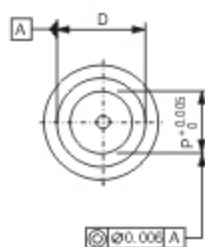


Type: JS 27=Dm5
JS 28=D(0,+0.005)

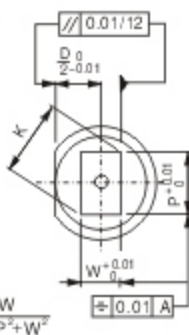


Ⓢ Front "R" has to process with the button plate of press mold.
REMARK: Front length (B) L>S

SHAPE: Ⓐ

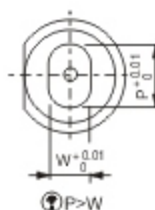


SHAPE: Ⓓ



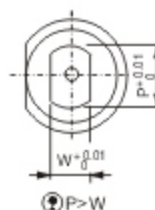
Ⓢ P ≥ W
Ⓢ K = √(P² + W²)

SHAPE: Ⓔ



Ⓢ P > W

SHAPE: Ⓖ



Ⓢ P > W

Type: JS27 & JS28

Material: V30 - KG7 - Metal Forming Tool Steel
Hardness: HRA 88~89 Through Sintering

Shape	B	D	L					0.001mm Increment		0.01mm Increment		B	d1	S	d2	H
			40	50	60	70	80	Ⓐ	Ⓓ Ⓔ Ⓖ							
			min. P	max.	P·Kmax.	P·Wmin.										
Ⓐ	S	3	●	●	●			1.000~2.990	-	-	8	0.3	-	0.3	5	
		4	●	●	●			1.000~3.990	3.97	1.50	8	0.5	20	1.2	7	
		5	●	●	●	●		2.000~4.990	4.97	2.00				2.1	8	
		6	●	●	●	●		2.000~5.990	5.97	2.00	2.6	9				
		8	●	●	●	●	●	3.000~7.990	7.97	3.00	13	1.2	27	3.4	11	
		10	●	●	●	●	●	3.000~9.990	9.97	3.00						
		13	●	●	●	●	●	6.000~12.990	12.97	6.00						4.4
		16	●	●	●	●	●	10.000~15.990	15.97	6.00	19	2.9	36		19	
Ⓐ	L	3		●	●			1.000~2.990	-	-	13	0.3	-	0.3	5	
		4		●	●			1.000~3.990	3.97	2.00	13	0.5	20	1.2	7	
		5		●	●	●		2.000~4.990	4.97	2.00				2.1	8	
		6		●	●	●		2.000~5.990	5.97	2.00	2.6	9				
		8		●	●	●	●	3.000~7.990	7.97	3.00	19	1.2	27	3.4	11	
		10		●	●	●	●	3.000~9.990	9.97	3.00						
		13		●	●	●	●	6.000~12.990	12.97	6.00						4.4
		16		●	●	●	●	10.000~15.990	15.97	6.00	25	2.9	36		19	

Ⓢ Please find the below front length (B) When "L" reach to 40 & 50

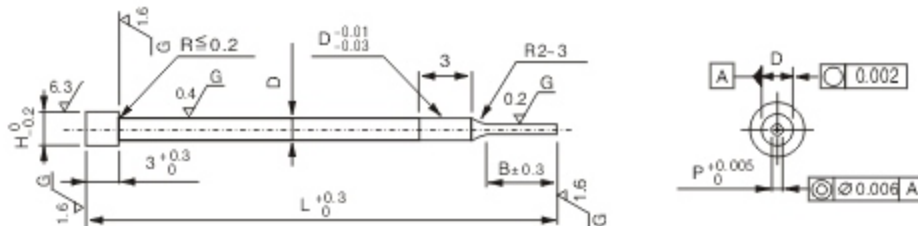
L (40)	(50)	p-L (40)	(50)
B 8	13	5-16	8-24

Ⓢ When Ⓐ: P > D - 0.03 → ℓ = 0 P > D - 0.03, "D" Cannot reach (-0.01, -0.03)

Ⓢ When Ⓓ Ⓔ Ⓖ: P·K > D - 0.05 → ℓ = 0 P·K > D - 0.05, "D" Cannot reach (-0.01, -0.03)

Order Example: Type - SHAPE - B - D - L - P - W
JS27 - D - S - 8 - 50 - 4 - 2

■ Customize are also available



Type: JS29=Dm5
JS30=D(0,+0.005)

Type: JS29 & JS30

Material: V30 - KG7 - Metal Forming Tool Steel
Hardness: HRA 88~89 Through Sintering

Shape	D	L					0.001mm Increment	B	H
		20	25	30	35	40	Ⓐ		
							min.P max.		
	1.0						0.150~0.249	3	2.0
	1.1								0.250~0.990
	1.2	●	●	●	●	●			
	1.3	●	●	●	●	●			
	1.4	●	●	●	●	●			
	1.5	●	●	●	●	●			
	1.0						0.250~0.399	5	2.0
	1.1								0.400~0.990
	1.2	●	●	●	●	●			
	1.3	●	●	●	●	●			
	1.4	●	●	●	●	●			
	1.5	●	●	●	●	●			

Order Example: Type - SHAPE - D - L - P
JS29 - S - 1 - 20 - 0.2

■ Customize are also available